

Ms. McCarty's Memo

4th Quarter 2018

Kindergarten

Kinders have continued studying color and themed projects inspired by author/illustrator Eric Carle. In our first project of the quarter, we read the book Mr. Seahorse and used our bleeding tissue paper paintings to create our own seahorses! Students had a choice of materials to use to create their seascapes. These turned out adorable! Finally, we ended the quarter by learning a little about Pablo Picasso, and like him, created some really cool guitars! Check out these rockin' Rock Stars!



1st Grade

First graders experimented with color this quarter, learning how all the colors mixed together make brown! We used our brown paint and forks to create textures like an ice cream cone! Then we learned about value, and created the different light and dark values for their scoops of ice cream to make this project. On the last day, students rotated through stations to create toppings for their ice creams, such as cherries, 3 hole-punch and marker sprinkles. We even did some gadget and Lego printing! Lastly, we learned about Georges Seurat, and created symmetrical butterflies, creating pointillism-type dots to experiment with color, just like him! It's been a fun quarter!

2nd Grade

Students started their color unit this quarter, with a focus on the difference between warm and cool colors. In our first project, students painted two squares, one warm, and one cool. We created snakes on one, and learned how to weave it into the other, making it look like snakes slithering through the grass! Then students used bleeding tissue paper to create a warm sunset reflected onto a cool lake for another project. Finally, we did some 3D paper sculpture with our Red Fish, Blue Fish creations!



Ms. Shannon McCarty, Art Teacher K-5, Discovery Ridge Elementary School

shannonmccartynixon@wsdr4.org




<http://msmccartsy.weebly.com>



@MsMcCARTsy



instagram.com/MsMcCARTsy


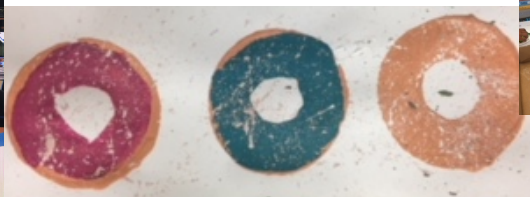



3rd Grade

During 4th Quarter, 3rd grade students learned a lot about basic color theory, including analogous and monochromatic colors. We also learned about the different types of symmetry. Pulling all these concepts together, students created some awesome Hot Air Balloons, by creating one side and learning to print it to the other, and using oil pastels to color it with analogous colors in a symmetrical design. Students really took flight with this project!

4th Grade

4th grade students finished working on their clay cupcake containers by rotating through stations to glaze them. Many of them were so deliciously cute, they were even on display at DRE! Students also learned how to create three different yarn designs through a series of videos and demonstrations, and created one on a larger scale. Finally, students used a cut up pool noodle to create donuts, and applied different painting techniques; such as splatter painting, gadget printing, and drizzle paint, to create icing and sprinkles!



5th Grade

At the beginning of 4th Quarter, 5th grade students also began their Color Unit, learning about basic color theory, and used watercolor pencils to experiment with color mixing and the creation of color wheels. One of our most memorable projects this year however, has been sewing. Students were taught two different types of basic sewing techniques and had to create a practice pocket to first show off their skills. Once approved, students then created a project of their choice, such as a character, sport ball, or type of food, to create in felt, fill with stuffing, and sew together. I was amazed with student engagement and how much they learned, and loved this project!



*Please see the website for more fun class photos, school events, & Art shows!



<http://msmccartsy.weebly.com>

Ms. Shannon McCarty, Art Teacher K-5, Discovery Ridge Elementary School

shannonmccartynixon@wsdr4.org



@MsMccARTsy



instagram.com/MsMccARTsy