





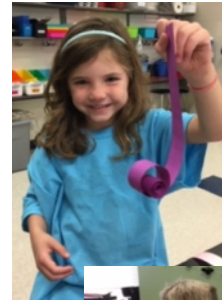



# Ms. McCarty's Memo

1<sup>st</sup> Quarter 2018

## Kindergarten

Kinders learned about all of the different kinds of lines in art. Children loved creating a pet snake, "Larry the Line," and making him do linear tricks with Model Magic! Then we created more lines using crayon, and painted over them with tempera, creating a cool resist! Oh, the "oohs and ahhs" melt my heart! Kinders also learned how to make 3D lines by using folding techniques, which we glued to our paintings. They are so excited to transform our paintings into 3D lanterns! These are beautiful!  
Love my Kinders!



## 1<sup>st</sup> Grade

After learning about the 5 types of lines in art, 1<sup>st</sup> graders created some different flavored popsicles to show their learning! Mmm, these looked good! Then we got into the Halloween spirit, by drawing lines on black paper, and traced them in GLUE! Once they were dry, they created a texture, and students had the choice to color the shapes they made in their spooky scenes with oil pastels or construction paper crayons. Plus, creating spooky scenes is always more fun when listening to Halloween music too!

Ms. Shannon McCarty, Art Teacher K-5, Discovery Ridge Elementary School

[shannonmccartynixon@wsdr4.org](mailto:shannonmccartynixon@wsdr4.org)



<http://msmccartsy.weebly.com>



@MsMcCARTsy




instagram.com/MsMcCARTsy

## 2nd Grade

During our first unit on Line, 2nd grade students learned about the differences between thick and thin lines, and experimented with how to create them using different types of media. Then, we made an abstract composition of lines, by crumpling up our paper! This definitely caught their attention! Once we opened our papers back up, we studied and traced the lines the crumpled paper made, which taught us that lines, eventually make shapes, leading directly into our second unit. They loved this! We also learned about actual and visual textures, understanding that textures can be made by making rubbings with crayons, but also by using a pattern of lines.

Finally, this quarter, students were introduced to Edvard Munch and his very famous painting, "The Scream." We studied his use of background, middle-ground, and foreground space in art, and they are so excited to now be creating a "Scream" painting of their own!



## 3rd Grade

During our Line Unit, 3<sup>rd</sup> graders created mini-watercolor resist paintings, by painting over oil pastel line compositions, which revealed the five types of lines we studied in class. 3<sup>rd</sup> Graders also discovered contour & continuous lines. Students learned that observing the contours of an object helps us become better artists. Their practice with this amazed me! Be sure to ask your child about their BLIND contour drawings- these were hilariously fun! Finally, students created an owl using ONE continuous line. They practiced through videos, sketches, crayon drawings, and finally applied it all into one large owl, which they colored brightly with marker! They loved these and they turned out AMAZING!



Ms. Shannon McCarty, Art Teacher K-5, Discovery Ridge Elementary School

[shannonmccartynixon@wsdr4.org](mailto:shannonmccartynixon@wsdr4.org)



<http://msmccartsy.weebly.com>



@MsMccARTsy



instagram.com/MsMccARTsy

## 4th Grade

My 4<sup>th</sup> grade students at Green Tree Elementary applied their knowledge of lines in a mini abstract scratchboard project. We experimented with different tools to learn which work best for creating different types of lines. Students also learned about positive & negative space. 4<sup>th</sup> graders loved making Notan designs, which is a Japanese art playing with the harmony between black and white space. I think they were concerned about making these at first, but after much practice, trial and error, and trust in the process, the kids loved them in the end! How could they not?! They did such a great job with this and they turned out so cool!

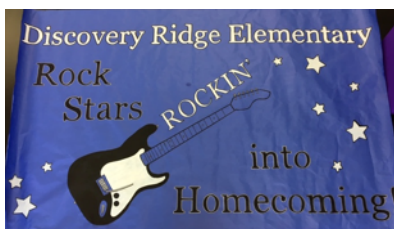


## Banners

One great thing about being an art teacher- I get the opportunity to make cool banners for our school!

Discovery Ridge Elementary joined the Homecoming Parade this year, and I had the honor of making the banner to represent our Stars!

DRE also had author Roland Smith visit our school and autograph books for our students. I designed this poster to welcome him. What a great opportunity for our kids!



## Upcoming Art Shows

Be on the lookout for upcoming Art Shows! Next week, Ms. Ohlms and I will each be selecting some Super Star Artists to have artwork selected for display at the WSD Administration Office & SSM St. Joseph's Hospital! Love showing off the amazing work of our young art students!

Ms. Shannon McCarty, Art Teacher K-5, Discovery Ridge Elementary School

[shannonmccartynixon@wsdr4.org](mailto:shannonmccartynixon@wsdr4.org)




<http://msmccartsy.weebly.com>



@MsMccARTsy



instagram.com/MsMccARTsy



Ms. Shannon McCarty, Art Teacher K-5, Discovery Ridge Elementary School

[shannonmccartynixon@wsdr4.org](mailto:shannonmccartynixon@wsdr4.org)



<http://msmccartsy.weebly.com>



@MsMccARTsy



instagram.com/MsMccARTsy